



NEW HOLLAND

MH8.6



NET FLYWHEEL POWER	129 kW - 173 hp
MAXIMUM OPERATING WEIGHT	22 700 kg
BUCKET CAPACITY (CECE)	0.50 - 1.20 m ³



NEW HOLLAND

CONSTRUCTION

BUILT AROUND YOU

SPECIFICATIONS

6



ENGINE TIER 3A

Net engine power (ISO 14396/ECE R120)	129 kW/173 hp
Rated rpm	2000 rpm
Make and model	CNH 667TA/MEE
Type.....	diesel, 4-stroke
Displacement.....	6.7 l
Number of cylinders	6
Bore/stroke.....	104 x 132 mm

Remote engine oil filter for easy replacement

Auto-Idling selector returns engine to minimum rpm when all controls are in neutral position

-25° C outside temperature start as standard equipment

The engine complies with 97/68/EC standards TIER 3A



ELECTRICAL SYSTEM

Voltage.....	24 V
Batteries	2 x 12 V
Battery rating (each)	100 Ah
Alternator	70 A
Starter motor.....	4 kW



HYDRAULIC SYSTEM

Primary pumps	3 variable displacement, axial piston
Total maximum flow	2 x 215 + 130 l/min
Implement / travel pressure	340/345 bar
Power Boost	370 bar
Swing circuit pressure	390 bar
Pilot pump.....	45 bar
Boom cylinder mono.....	145 x 1050
Boom cylinder 2-piece boom.....	145 x 985
Arm cylinder.....	145 x 1400
Bucket cylinder	125 x 1075
Positioning cylinder	185 x 745

Control and monitoring system (Pump Control System IV).

Electrohydraulic servo-control.

Three-pump hydraulics with two main pumps and separate swing pump.

Monitoring of engine and pumps by power limit control.

7 selectable power stages for digging and lifting.

Levelling mode for smooth operation.

Automatic power increase in the drive mode.



SWING DRIVE

Swing speed	9.5 rpm
Torque (SAE J1371)	70 kNm

The swing function is operated by a hydraulic closed circuit coupled with a mechanical reducer integrating an automatic static brake. The hydrostatic swing brake is adjustable in 3 settings.



TRANSMISSION

Field travel speed.....	8 km/h
Road travel speed	20 km/h
Higher road travel speed (optional).....	25 km/h
Maximum drawbar pull (field).....	130kN

Robust, laser-welded frame in box-section design.

Patented multi-disc brake for smooth working.

Multi-disc gearbox shiftable under load.

Spacious tool boxes under the steps (both sides).



CAB AND CONTROLS

Sound absorbing cab in soft design.

Tinted safety glass all around, push-in front window.

Sunshade, roof window, transparent rain shield.

LC display with integrated diagnosis function.

Incline adjustable steering column.

Ergonomic design of armrests and foot pedals, armrest is height adjustable. Operator's seat with individual adjustment for height and inclination.

Pre-installation for radio, including loudspeaker.



BRAKE SYSTEM

Service brakes: oil bath disc type acting on all four wheels.

Work brake: acts on service brakes and locks front axle oscillation.

Parking brake: spring type mechanical acting on the transmission.

Emergency brake: double braking circuit and automatic parking brake actuation with the engine shut down.



STEERING

Type

Pump.....

Steering cylinder.....



TYRES

Twin tyres	10.00 - 20
	11.00 - 20

Single tyres

Tyres availability can be limited by local homologation.



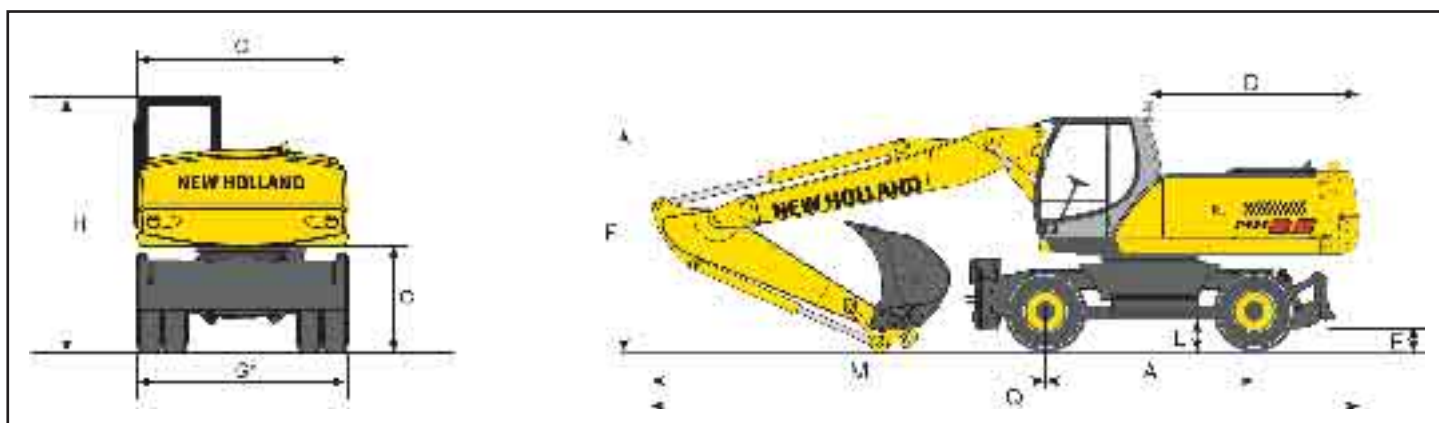
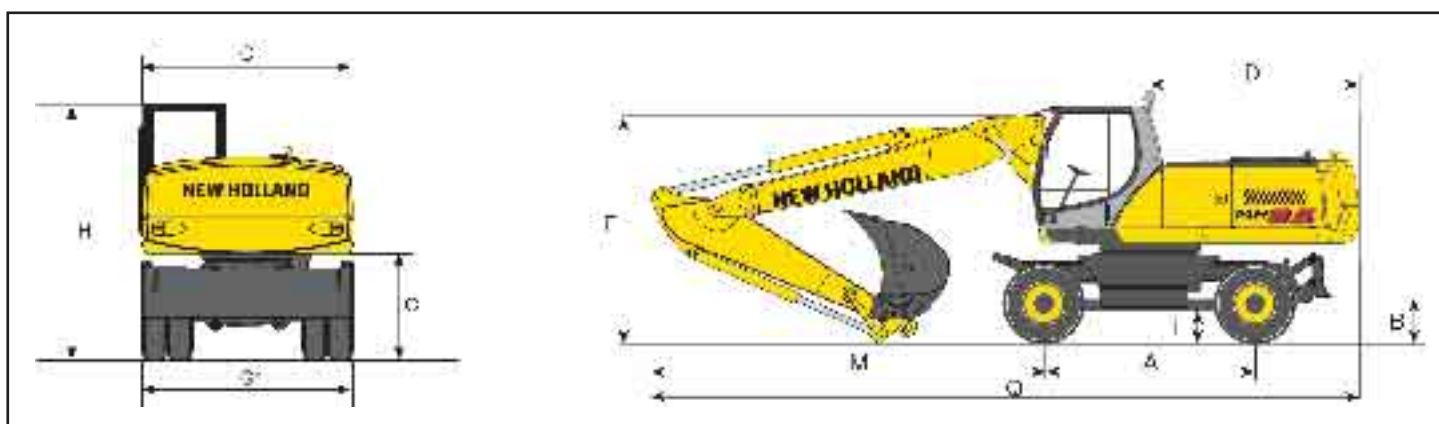
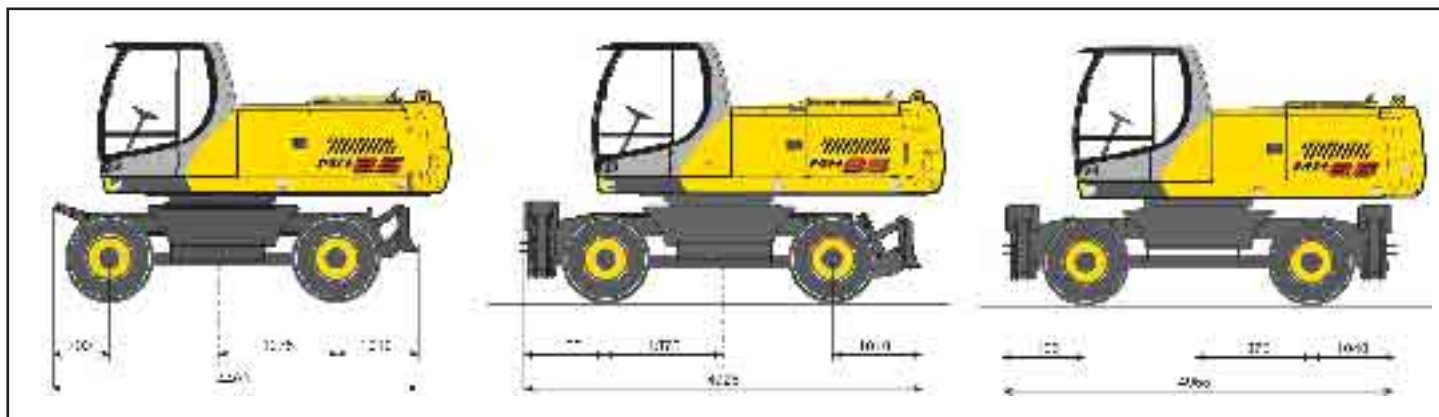
CAPACITIES

	Litres
Engine oil.....	16
Cooling system.....	30
Fuel tank	325
Hydraulic tank	160

TRIPLE ARTICULATION

DIMENSIONS (mm) - OPERATING WEIGHTS

Equipped with twin tyres 10.00-20



DIPPERSTICK	A	B	C	D	E	F	G*	H	I	L	M	O	Q
2300 ⁽¹⁾	2750	370	1270	2750	300	3180	2730	3120	4360	330	5340	2540	9465
2600	2750	370	1270	2750	300	3155	2730	3120	4360	330	5310	2540	9435
2900	2750	370	1270	2750	300	3225	2730	3120	4360	330	5290	2540	9415

⁽¹⁾ Dipperstick approved for unescorted road travel

G = max width of tyres

O = max turrett width

* With twin tyres 11.00-20:2755 mm

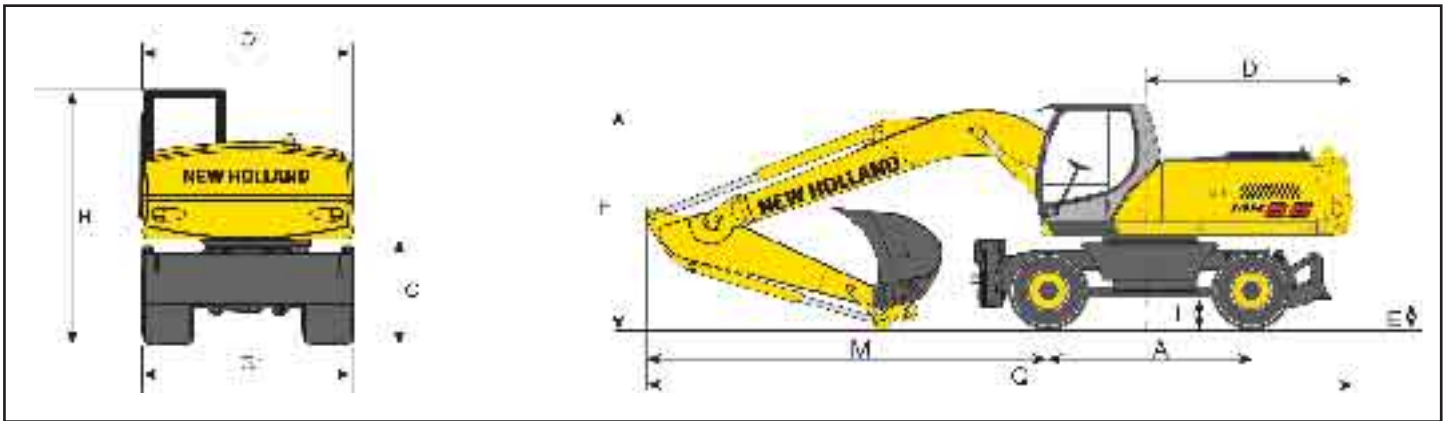
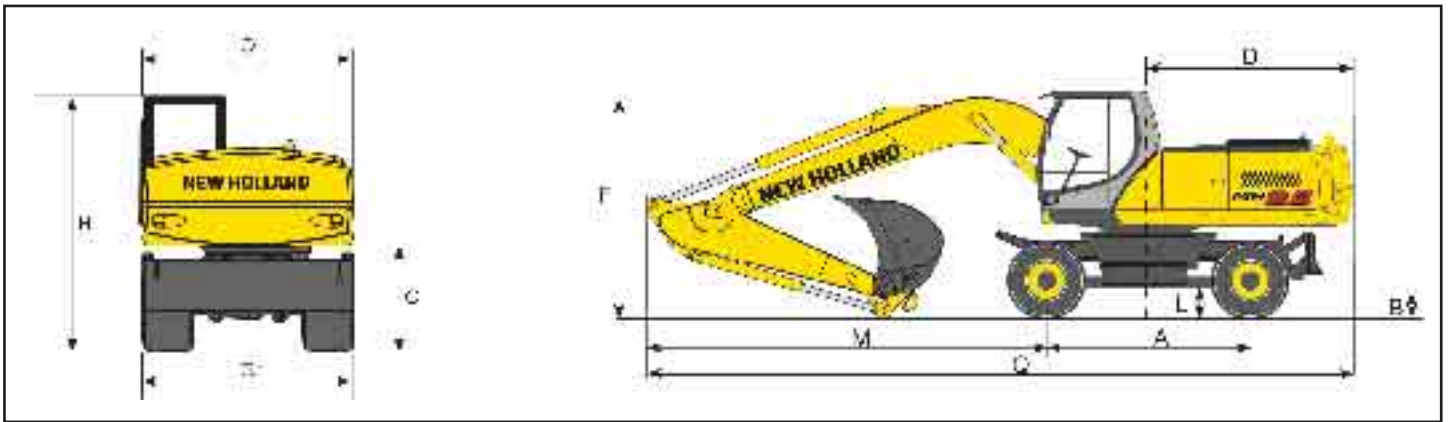
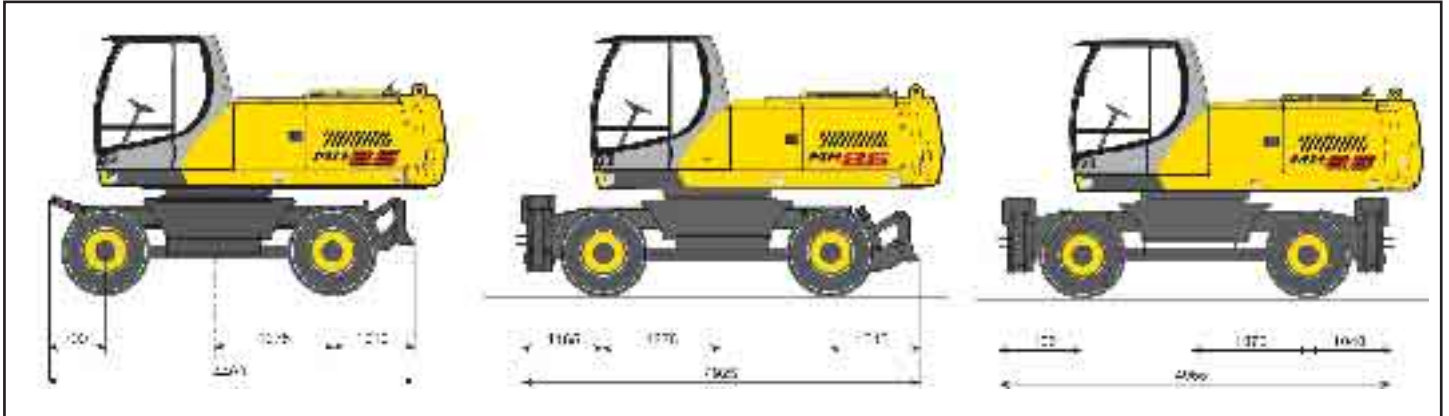
* With single tyres 600/40-22.5:2690 mm

DIPPERSTICK (mm)	REAR BLADE (kg)	REAR BLADE AND FRONT STABILISERS (kg)	FRONT AND REAR STABILISERS (kg)
2300	20760	22110	22520
2600	20840	22190	22600
2900	20940	22290	22700

ONE-PIECE BOOM

DIMENSIONS (mm) - OPERATING WEIGHTS

Equipped with single tyres 600/40 - 22.5



DIPPERSTICK	A	B	C	D	E	F	G*	H	I	L	M	O	Q
2300	2750	370	1270	2750	300	3215	2690	3120	4360	330	5585	2540	9710
2600	2750	370	1270	2750	300	3140	2690	3120	4360	330	5560	2540	9685
2900	2750	370	1270	2750	300	3220	2690	3120	4360	330	5560	2540	9685

G = max width of tyres

O = max turrett width

* With twin tyres 10.00-20:2730 mm

* With twin tyres 11.00-20:2755 mm

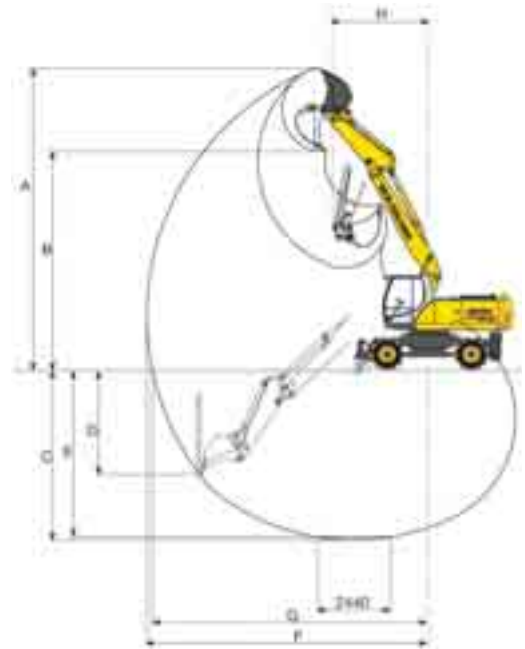
DIPPERSTICK (mm)	REAR BLADE (kg)	REAR BLADE AND FRONT STABILISERS (kg)	FRONT AND REAR STABILISERS (kg)
2300	19980	21330	21740
2600	20060	21410	21820
2900	20160	21510	21920

TRIPLE ARTICULATION

DIGGING PERFORMANCES



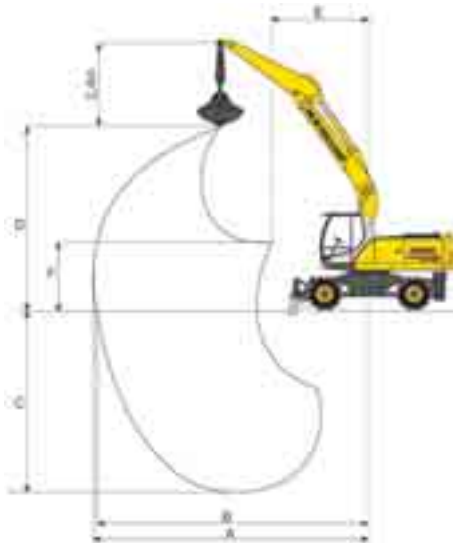
DIPPERSTICK	mm	2300	2600	2900
A	mm	8000	8200	8500
B	mm	7900	8200	8500
C	mm	6700	7000	7300
D	mm	6300	6400	6600
E	mm	2800	2700	2800
F	mm	2400	2100	1800



DIPPERSTICK	mm	2300	2600	2900
A	mm	10220	10290	10500
B	mm	7190	7280	7490
C	mm	5805	6085	6380
D	mm	4115	4200	4465
E	mm	5710	5990	6290
F	mm	9485	9705	9990
G	mm	9295	9525	9815
H	mm	3305	3085	3175
Bucket breakout force (370 bar)	kN	157.7	157.7	157.7
Dipperstick breakout force (370 bar)	kN	134.2	122.2	113.9

ONE - PIECE BOOM

DIGGING PERFORMANCES



DIPPERSTICK	mm	2300	2600	2900
A	mm	8100	8400	8600
B	mm	8100	8300	8600
C	mm	6600	6900	7200
D	mm	6200	6300	6400
E	mm	2900	2700	2800
F	mm	2400	2100	1800



DIPPERSTICK	mm	2300	2600	2900
A	mm	10080	10085	10265
B	mm	7090	7130	7310
C	mm	5745	6045	6345
D	mm	4160	4050	4315
E	mm	5545	5860	6175
F	mm	9665	9875	10150
G	mm	9485	9695	9980
H	mm	3390	3120	3160
Bucket breakout force (370 bar)	kN	157.7	157.7	157.7
Dipperstick breakout force (370 bar)	kN	134.2	122.2	113.9

TRIPLE ARTICULATION - LIFTING CAPACITIES

REAR BLADE

Bucket (CECE): 0.73 m³ - 710 kg
VALUES ARE EXPRESSED IN TONNES

DIPPERSTICK: 2300 mm BLADE UP

HEIGHT	REACH										
	3.0 m		4.5 m		6.0 m		7.5 m		Front		MAX. REACH
	Front	Side	Front	Side	Front	Side	Front	Side	Front	Side	
+7.5 m											
+6.0 m					5.0	3.6			3.4	2.3	7.2
+4.5 m			7.5*	5.7	4.9	3.6	3.1	2.1	2.8	1.8	7.9
+3.0 m	10.3*	10.3	7.5	5.4	4.8	3.5	3.1	2.1	2.4	1.5	8.3
+1.5 m	14.4	10.0	7.4	5.3	4.8	3.5	3.0	2.0	2.3	1.4	8.3
0.0 m	14.5	9.7	7.5	5.2	4.7	3.2	2.9	1.8	2.4	1.4	8.1
-1.5 m	14.3	9.1	7.1	4.8	4.3	2.8	2.7	1.7	2.6	1.6	7.6
-3.0 m	14.1	8.9	6.7	4.4	4.0	2.6			3.3	2.1	6.7
-4.5 m	13.6	8.5							8.2	5.3	3.9

BLADE DOWN

HEIGHT	REACH												
	3.0 m		4.5 m		6.0 m		7.5 m		Front		MAX. REACH		
	Front	Side	Front	Side	Front	Side	Front	Side	Front	Side			
+7.5 m													
+6.0 m					5.8*	4.0					4.1*	2.6	7.2
+4.5 m			7.5*	6.3	6.2*	4.0	5.6*	2.4	3.9*	2.1	7.9		
+3.0 m	10.3*	10.3*	9.3*	6.1	7.1*	3.9	5.9	2.4	3.9*	1.8	8.3		
+1.5 m	14.5*	11.2	11.7*	6.0	8.2*	3.9	5.8	2.3	4.5*	1.7	8.3		
0.0 m	18.5*	11.2	13.2*	5.8	8.5	3.6	5.7	2.1	4.8	1.7	8.1		
-1.5 m	22.0*	10.5	13.5*	5.5	8.6	3.2	5.5	2.0	5.3	1.9	7.6		
-3.0 m	22.8*	10.3	14.0*	5.0	8.2	2.9					6.6	2.4	6.7
-4.5 m	19.3*	9.8									13.0*	6.1	3.9

DIPPERSTICK: 2600 mm BLADE UP

HEIGHT	REACH										
	3.0 m		4.5 m		6.0 m		7.5 m		Front		MAX. REACH
	Front	Side	Front	Side	Front	Side	Front	Side	Front	Side	
+7.5 m					4.9	3.4			4.5	3.1	6.3
+6.0 m					5.0	3.6			3.2	2.1	7.4
+4.5 m			7.3*	5.6	4.9	3.5	3.2	2.1	2.6	1.7	8.1
+3.0 m	12.8*	10.3	7.6	5.4	4.8	3.4	3.2	2.1	2.3	1.4	8.5
+1.5 m	14.3	9.8	7.3	5.2	4.8	3.4	3.1	2.0	2.2	1.3	8.6
0.0 m	14.4	9.9	7.3	5.2	4.7	3.3	2.9	1.8	2.2	1.3	8.4
-1.5 m	14.4	9.1	7.2	4.8	4.3	2.8	2.7	1.7	2.4	1.5	7.9
-3.0 m	14.1	8.8	6.7	4.5	3.9	2.5			3.0	1.9	7.0
-4.5 m	13.5	8.4	6.3	4.1					5.6	3.6	4.9

BLADE DOWN

HEIGHT	REACH										
	3.0 m		4.5 m		6.0 m		7.5 m		Front		MAX. REACH
	Front	Side	Front	Side	Front	Side	Front	Side	Front	Side	
+7.5 m					5.3*	3.8			4.6*	3.5	6.3
+6.0 m					5.4*	4.0			4.0*	2.4	7.4
+4.5 m			7.3*	6.3	6.0*	3.9	5.4*	2.4	3.7*	1.9	8.1
+3.0 m	12.8*	11.5	8.9*	6.0	6.8*	3.8	5.8*	2.4	3.7*	1.7	8.5
+1.5 m	14.9*	11.0	11.2*	5.9	7.8*	3.8	5.9	2.3	3.9*	1.6	8.6
0.0 m	18.0*	11.1	13.0*	5.9	8.4	3.7	5.7	2.1	4.5	1.6	8.4
-1.5 m	21.4*	10.5	13.3*	5.5	8.6	3.2	5.5	1.9	5.0	1.7	7.9
-3.0 m	22.5*	10.2	13.8*	5.1	8.2	2.9			6.1	2.2	7.0
-4.5 m	21.1*	9.7	11.2*	4.7					9.8*	4.2	4.9

DIPPERSTICK: 2900 mm BLADE UP

HEIGHT	REACH										
	3.0 m		4.5 m		6.0 m		7.5 m		Front		MAX. REACH
	Front	Side	Front	Side	Front	Side	Front	Side	Front	Side	
+7.5 m					5.0	3.5			4.0*	2.8	6.6
+6.0 m					5.0	3.6	3.2	2.1	2.9	1.9	7.7
+4.5 m			6.7*	5.7	4.9	3.5	3.3	2.2	2.4	1.5	8.4
+3.0 m	12.2*	10.3	7.5	5.4	4.8	3.4	3.3	2.2	2.1	1.3	8.8
+1.5 m	14.2	9.8*	7.3	5.2	4.7	3.4	3.1	2.1	2.0	1.2	8.9
0.0 m	14.2	9.8	7.3	5.2	4.8	3.3	2.9	1.9	2.1	1.2	8.7
-1.5 m	14.5	9.2	7.2	4.9	4.4	3.0	2.7	1.7	2.2	1.3	8.2
-3.0 m	14.0	8.8	6.8	4.6	4.0	2.6			2.7	1.6	7.3
-4.5 m	13.6	8.5	6.3	4.1					4.3	2.7	5.7

BLADE DOWN

HEIGHT	REACH												
	3.0 m		4.5 m		6.0 m		7.5 m		Front		MAX. REACH		
	Front	Side	Front	Side	Front	Side	Front	Side	Front	Side			
+7.5 m					5.2*	4.0			4.0*	3.1	6.6		
+6.0 m					5.2*	4.0	4.3*	2.4	3.5*	2.2	7.7		
+4.5 m			6.7*	6.3	5.6*	3.9	5.1*	2.5	3.4*	1.8	8.4		
+3.0 m	12.2*	11.5	8.5*	6.0	6.4*	3.9	5.6*	2.5	3.4*	1.5	8.8		
+1.5 m	15.0*	10.9	10.7*	5.9	7.5*	3.8	5.8	2.4	3.5*	1.4	8.9		
0.0 m	17.5*	11.0	12.7*	5.9	8.3	3.7	5.7	2.2	4.2	1.4	8.7		
-1.5 m	20.5*	10.6	13.2*	5.5	8.5	3.4	5.5	2.0	4.7	1.6	8.2		
-3.0 m	22.3*	10.2	13.6*	5.2	8.2	3.0					5.6	1.9	7.3
-4.5 m	22.5*	9.8	12.6*	4.7							7.8*	3.1	5.7

As per ISO 10567 with excavator equipped with bucket. The indicated load is no more than 87% of hydraulic system lift capacity or 75% of static tipping load. Value marked with an asterisk are limited by the hydraulic system.

TRIPLE ARTICULATION - LIFTING CAPACITIES

REAR BLADE - FRONT STABILISERS

Bucket (CECE): 0.73 m³ - 710 kg
VALUES ARE EXPRESSED IN TONNES

DIPPERSTICK: 2300 mm BLADE - STABILISERS UP

HEIGHT	REACH											MAX. REACH
	3.0 m		4.5 m		6.0 m		7.5 m		Front		Side	
	Front	Side	Front	Side	Front	Side	Front	Side	Front	Side	Side	
+7.5 m												
+6.0 m					5.1	3.8			3.5	2.5		7.2
+4.5 m			7.5*	6.0	5.1	3.8	3.2	2.3	2.9	2.0		7.9
+3.0 m	10.3*	10.3*	7.8	5.7	5.0	3.7	3.2	2.2	2.5	1.7		8.3
+1.5 m	14.5*	10.3	7.6	5.6	5.0	3.7	3.1	2.2	2.4	1.6		8.3
0.0 m	14.9	10.3	7.7	5.5	4.8	3.4	3.0	2.0	2.5	1.6		8.1
-1.5 m	14.8	9.7	7.4	5.2	4.4	3.1	2.8	1.9	2.7	1.8		7.6
-3.0 m	14.6	9.5	6.9	4.7	4.1	2.8			3.4	2.3		6.7
-4.5 m	14.0	9.0							8.5	5.7		3.9

BLADE - STABILISERS DOWN

HEIGHT	REACH											MAX. REACH
	3.0 m		4.5 m		6.0 m		7.5 m		Front		Side	
	Front	Side	Front	Side	Front	Side	Front	Side	Front	Side	Side	
+7.5 m												
+6.0 m									5.8*	5.8*		
+4.5 m									6.2*	6.2*	5.6*	4.2
+3.0 m	10.3*	10.3*	9.3*	9.3*	7.1*	6.3	6.1*	4.2	3.9*	3.4		8.3
+1.5 m	14.5*	14.5*	11.7*	9.7	8.2*	6.2	6.7*	4.1	4.5*	3.2		8.3
0.0 m	18.5*	18.5*	13.2*	9.8	9.2*	6.3	6.7	4.0	4.9*	3.3		8.1
-1.5 m	22.0*	20.9	13.5*	9.9	9.6	5.8	6.5	3.8	5.7*	3.7		7.6
-3.0 m	22.8*	21.7	14.0*	9.4	9.2*	5.5			6.7*	4.5		6.7
-4.5 m	19.3*	19.3*									13.0*	11.9

DIPPERSTICK: 2600 mm BLADE - STABILISERS UP

HEIGHT	REACH											MAX. REACH
	3.0 m		4.5 m		6.0 m		7.5 m		Front		Side	
	Front	Side	Front	Side	Front	Side	Front	Side	Front	Side	Side	
+7.5 m					5.1	3.7			4.6*	3.3		6.3
+6.0 m					5.1	3.8			3.3	2.3		7.4
+4.5 m			7.3*	6.0	5.1	3.8	3.3	2.3	2.7	1.8		8.1
+3.0 m	12.8*	10.6*	7.7	5.8	5.0	3.7	3.3	2.3	2.4	1.6		8.5
+1.5 m	14.7	10.4	7.5	5.5	4.9	3.7	3.2	2.2	2.3	1.5		8.6
0.0 m	14.7	10.3*	7.5	5.6	4.9	3.5	3.0	2.0	2.3	1.5		8.4
-1.5 m	14.8	9.7	7.4	5.2	4.4	3.1	2.8	1.8	2.5	1.6		7.9
-3.0 m	14.5	9.4	7.0	4.8	4.1	2.8			3.1	2.0		7.0
-4.5 m	13.9	9.0	6.6	4.4					5.8	3.9		4.9

BLADE - STABILISERS DOWN

HEIGHT	REACH											MAX. REACH
	3.0 m		4.5 m		6.0 m		7.5 m		Front		Side	
	Front	Side	Front	Side	Front	Side	Front	Side	Front	Side	Side	
+7.5 m									5.3*	5.3*		
+6.0 m									5.4*	5.4*		
+4.5 m									6.0*	6.0*	5.4*	4.3
+3.0 m	12.8*	12.8*	8.9*	8.9*	6.8*	6.2	5.8*	4.3	3.7*	3.2		8.5
+1.5 m	14.9*	14.9*	11.2*	9.6	7.8*	6.2	6.4*	4.2	3.9*	3.1		8.6
0.0 m	18.0*	18.0*	13.0*	9.7	8.9*	6.2	6.7	4.0	4.6*	3.1		8.4
-1.5 m	21.4*	20.6	13.3*	9.9	9.5	5.9	6.5	3.8	5.3*	3.5		7.9
-3.0 m	22.5*	21.6	13.8*	9.5	9.5*	5.5			6.7*	4.2		7.0
-4.5 m	21.1*	20.9	11.2*	9.0					9.8*	7.9		4.9

DIPPERSTICK: 2900 mm BLADE - STABILISERS UP

HEIGHT	REACH											MAX. REACH
	3.0 m		4.5 m		6.0 m		7.5 m		Front		Side	
	Front	Side	Front	Side	Front	Side	Front	Side	Front	Side	Side	
+7.5 m					5.1	3.8			4.0*	3.0		6.6
+6.0 m					5.2	3.8	3.3	2.3	3.1	2.1		7.7
+4.5 m			6.7*	6.0	5.1	3.8	3.4	2.4	2.5	1.7		8.4
+3.0 m	12.2*	10.9	7.7	5.7	4.9	3.7	3.4	2.4	2.2	1.5		8.8
+1.5 m	14.6	10.3	7.5	5.5	4.8	3.6	3.2	2.3	2.1	1.4		8.9
0.0 m	14.6	10.2	7.5	5.5	4.9	3.5	3.0	2.1	2.2	1.4		8.7
-1.5 m	14.9	9.8	7.4	5.2	4.6	3.2	2.8	1.8	2.3	1.5		8.2
-3.0 m	14.5	9.4	7.1	4.9	4.1	2.8			2.8	1.8		7.3
-4.5 m	14.0	9.0	6.6	4.4					4.4	3.0		5.7

BLADE - STABILISERS DOWN

HEIGHT	REACH											MAX. REACH
	3.0 m		4.5 m		6.0 m		7.5 m		Front		Side	
	Front	Side	Front	Side	Front	Side	Front	Side	Front	Side	Side	
+7.5 m									5.2*	5.2*		
+6.0 m									5.2*	5.2*	4.3*	4.3
+4.5 m									6.7*	6.7*	5.1*	4.4
+3.0 m	12.2*	12.2*	8.5*	8.5*	6.4*	6.2	5.6*	4.4	3.4*	3.0		8.8
+1.5 m	15.0*	15.0*	10.7*	9.6	7.5*	6.1	6.1*	4.2	3.5*	2.9		8.9
0.0 m	17.5*	17.5*	12.7*	9.6	8.7*	6.1	6.7	4.0	4.2*	2.9		8.7
-1.5 m	20.5*	20.4	13.2*	9.8	9.3*	6.0	6.5	3.8	4.9*	3.2		8.2
-3.0 m	22.3*	21.2	13.6*	9.6	9.7	5.6			6.1*	3.8		7.3
-4.5 m	22.5*	21.1	12.6*	9.0					7.8*	6.0		5.7

As per ISO 10567 with excavator equipped with bucket. The indicated load is no more than 87% of hydraulic system lift capacity or 75% of static tipping load. Value marked with an asterisk are limited by the hydraulic system.

TRIPLE ARTICULATION - LIFTING CAPACITIES

FOUR STABILISERS

Bucket (CECE): 0.73 m³ - 710 kg
VALUES ARE EXPRESSED IN TONNES

DIPPERSTICK: 2300 mm STABILISERS UP

HEIGHT	REACH											MAX. REACH
	3.0 m		4.5 m		6.0 m		7.5 m		Front		MAX. REACH	
	Front	Side	Front	Side	Front	Side	Front	Side	Front	Side		
+7.5 m												
+6.0 m					5.1	3.9			3.5	2.5	7.2	
+4.5 m			7.5*	6.1	5.0	3.8	3.2	2.3	2.8	2.0	7.9	
+3.0 m	10.3*	10.3*	7.7	5.8	4.9	3.8	3.2	2.3	2.5	1.7	8.3	
+1.5 m	14.5	10.5	7.5	5.7	4.9	3.8	3.1	2.2	2.4	1.6	8.3	
0.0 m	14.7	10.5	7.6	5.6	4.7	3.5	2.9	2.0	2.4	1.6	8.1	
-1.5 m	14.6	9.8	7.3	5.2	4.3	3.1	2.8	1.9	2.7	1.8	7.6	
-3.0 m	14.4	9.6	6.8	4.8	4.0	2.8			3.3	2.3	6.7	
-4.5 m	13.8	9.2							8.4	5.8	3.9	

STABILISERS DOWN

HEIGHT	REACH											MAX. REACH	
	3.0 m		4.5 m		6.0 m		7.5 m		Front		MAX. REACH		
	Front	Side	Front	Side	Front	Side	Front	Side	Front	Side			
+7.5 m													
+6.0 m					5.8*	5.8*					4.1*	4.1*	7.2
+4.5 m			7.5*	7.5*	6.2*	6.2*	5.6*	5.6	3.9*	3.9*	7.9		
+3.0 m	10.3*	10.3*	9.3*	9.3*	7.1*	7.1*	6.1*	5.6	3.9*	3.9*	8.3		
+1.5 m	14.5*	14.5*	11.7*	11.7*	8.2*	7.9	6.6	5.5	4.5*	4.4	8.3		
0.0 m	18.5*	18.5*	13.2*	12.6	9.2*	7.9	6.4	5.3	4.9*	4.5	8.1		
-1.5 m	22.0*	22.0*	13.5*	12.9	9.5	7.9	6.3	5.1	5.7*	5.0	7.6		
-3.0 m	22.8*	22.8*	14.0*	13.1	9.2*	7.5			6.7*	6.2	6.7		
-4.5 m	19.3*	19.3*							13.0*	13.0*	3.9		

DIPPERSTICK: 2600 mm STABILISERS UP

HEIGHT	REACH											MAX. REACH
	3.0 m		4.5 m		6.0 m		7.5 m		Front		MAX. REACH	
	Front	Side	Front	Side	Front	Side	Front	Side	Front	Side		
+7.5 m					5.0	3.7			4.6	3.4	6.3	
+6.0 m					5.1	3.9			3.3	2.4	7.4	
+4.5 m			7.3*	6.0	5.0	3.8	3.3	2.4	2.7	1.9	8.1	
+3.0 m	12.8*	10.8	7.6	5.8	4.9	3.7	3.2	2.3	2.4	1.6	8.5	
+1.5 m	14.5	10.5	7.4	5.6	4.8	3.7	3.1	2.2	2.2	1.5	8.6	
0.0 m	14.6	10.4	7.4	5.6	4.8	3.5	2.9	2.1	2.3	1.5	8.4	
-1.5 m	14.6	9.8	7.3	5.2	4.4	3.1	2.8	1.9	2.5	1.7	7.9	
-3.0 m	14.3	9.6	6.9	4.9	4.0	2.8			3.1	2.1	7.0	
-4.5 m	13.7	9.1	6.5	4.5					5.7	4.0	4.9	

STABILISERS DOWN

HEIGHT	REACH											MAX. REACH
	3.0 m		4.5 m		6.0 m		7.5 m		Front		MAX. REACH	
	Front	Side	Front	Side	Front	Side	Front	Side	Front	Side		
+7.5 m					5.3*	5.3*			4.6*	4.6*	6.3	
+6.0 m					5.4*	5.4*			4.0*	4.0*	7.4	
+4.5 m			7.3*	7.3*	6.0*	6.0*	5.4*	5.4*	3.7*	3.7*	8.1	
+3.0 m	12.8*	12.8*	8.9*	8.9*	6.8*	6.8*	5.8*	5.6	3.7*	3.7*	8.5	
+1.5 m	14.9*	14.9*	11.2*	11.2*	7.8*	7.8	6.4*	5.5	3.9*	3.9*	8.6	
0.0 m	18.0*	18.0*	13.0*	12.5	8.9*	7.8	6.5	5.3	4.6*	4.3	8.4	
-1.5 m	21.4*	21.4*	13.3*	12.8	9.3	7.9	6.3	5.1	5.3*	4.7	7.9	
-3.0 m	22.5*	22.5*	13.8*	13.2	9.3	7.5			6.7*	5.7	7.0	
-4.5 m	21.1*	21.1*	11.2*	11.2*					9.8*	9.8*	4.9	

DIPPERSTICK: 2900 mm STABILISERS UP

HEIGHT	REACH											MAX. REACH
	3.0 m		4.5 m		6.0 m		7.5 m		Front		MAX. REACH	
	Front	Side	Front	Side	Front	Side	Front	Side	Front	Side		
+7.5 m					5.1	3.8			4.0*	3.0	6.6	
+6.0 m					5.1	3.9	3.3	2.4	3.0	2.2	7.7	
+4.5 m			6.7*	6.1	5.0	3.8	3.3	2.4	2.5	1.7	8.4	
+3.0 m	12.2*	11.0	7.6	5.8	4.9	3.7	3.3	2.4	2.2	1.5	8.8	
+1.5 m	14.4	10.4	7.4	5.6	4.8	3.7	3.2	2.3	2.1	1.4	8.9	
0.0 m	14.4	10.4	7.4	5.6	4.8	3.6	3.0	2.1	2.1	1.4	8.7	
-1.5 m	14.7	9.9	7.3	5.3	4.5	3.2	2.8	1.9	2.3	1.5	8.2	
-3.0 m	14.3	9.5	7.0	5.0	4.1	2.9			2.8	1.9	7.3	
-4.5 m	13.8	9.2	6.5	4.5					4.3	3.0	5.7	

STABILISERS DOWN

HEIGHT	REACH											MAX. REACH
	3.0 m		4.5 m		6.0 m		7.5 m		Front		MAX. REACH	
	Front	Side	Front	Side	Front	Side	Front	Side	Front	Side		
+7.5 m					5.2*	5.2*			4.0*	4.0*	6.6	
+6.0 m					5.2*	5.2*	4.3*	4.3*	3.5*	3.5*	7.7	
+4.5 m			6.7*	6.7*	5.6*	5.6*	5.1*	5.1*	3.4*	3.4*	8.4	
+3.0 m	12.2*	12.2*	8.5*	8.5*	6.4*	6.4*	5.6*	5.6	3.4*	3.4*	8.8	
+1.5 m	15.0*	15.0*	10.7*	10.7*	7.5*	7.5*	6.1*	5.5	3.5*	3.5*	8.9	
0.0 m	17.5*	17.5*	12.7*	12.5	8.7*	7.8	6.5	5.4	4.2*	4.0	8.7	
-1.5 m	20.5*	20.5*	13.2*	12.6	9.2	8.0	6.3	5.1	4.9*	4.4	8.2	
-3.0 m	22.3*	22.3*	13.6*	13.2	9.4	7.6			6.1*	5.2	7.3	
-4.5 m	22.5*	22.5*	12.6*	12.6*					7.8*	7.8*	5.7	

As per ISO 10567 with excavator equipped with bucket. The indicated load is no more than 87% of hydraulic system lift capacity or 75% of static tipping load. Value marked with an asterisk are limited by the hydraulic system.

ONE - PIECE BOOM - LIFTING CAPACITIES

REAR BLADE

Bucket (CECE): 0.73 m³ - 710 kg
VALUES ARE EXPRESSED IN TONNES

DIPPERSTICK: 2300 mm

BLADE UP

HEIGHT	REACH										
	3.0 m		4.5 m		6.0 m		7.5 m				MAX. REACH
	Front	Side	Front	Side	Front	Side	Front	Side	Front	Side	
+7.5 m					4.7	3.3			4.4	3.1	6.2
+6.0 m					4.8	3.3			3.2	2.1	7.4
+4.5 m			7.6	5.3	4.6	3.2	3.0	2.0	2.6	1.7	8.1
+3.0 m			6.8	4.6	4.3	2.9	2.9	1.9	2.3	1.5	8.4
+1.5 m			6.2	4.0	4.0	2.6	2.8	1.8	2.2	1.4	8.5
0.0 m			5.8	3.7	3.8	2.4	2.7	1.7	2.2	1.4	8.3
-1.5 m	10.0*	7.2	5.8	3.6	3.7	2.3	2.6	1.6	2.5	1.5	7.8
-3.0 m	12.2	7.4	5.9	3.7	3.7	2.4			3.0	1.9	6.9
-4.5 m			6.2	4.0					4.6	3.0	5.5

BLADE DOWN

HEIGHT	REACH										
	3.0 m		4.5 m		6.0 m		7.5 m				MAX. REACH
	Front	Side	Front	Side	Front	Side	Front	Side	Front	Side	
+7.5 m									6.4*	3.7	6.2
+6.0 m									6.3*	3.7	7.4
+4.5 m					8.4*	5.9	7.0*	3.6	5.8	2.3	8.1
+3.0 m					10.8*	5.2	8.0*	3.3	5.6	2.2	8.4
+1.5 m					12.8*	4.6	8.1	3.0	5.4	2.0	8.5
0.0 m					13.4	4.3	7.8	2.8	5.3	1.9	8.3
-1.5 m	10.0*	8.4	12.9*	4.2	7.7	2.7	5.3	1.9	4.5	1.8	7.8
-3.0 m	15.7*	8.7	11.3*	4.3	7.8	2.7			6.1	2.2	6.9
-4.5 m			8.0*	4.6					6.0*	3.4	5.5

DIPPERSTICK: 2600 mm

BLADE UP

HEIGHT	REACH										
	3.0 m		4.5 m		6.0 m		7.5 m				MAX. REACH
	Front	Side	Front	Side	Front	Side	Front	Side	Front	Side	
+7.5 m					4.8	3.4			4.1	2.9	6.5
+6.0 m					4.8	3.4	3.1	2.1	3.0	2.0	7.6
+4.5 m			7.7	5.3	4.6	3.2	3.0	2.0	2.5	1.6	8.3
+3.0 m			6.9	4.7	4.3	2.9	2.9	1.9	2.2	1.4	8.6
+1.5 m			6.2	4.0	4.0	2.6	2.7	1.7	2.1	1.3	8.7
0.0 m			5.8	3.7	3.7	2.4	2.6	1.6	2.1	1.3	8.5
-1.5 m	10.3*	7.0	5.7	3.6	3.6	2.3	2.6	1.6	2.3	1.4	8.0
-3.0 m	12.0	7.2	5.8	3.6	3.7	2.3			2.8	1.7	7.2
-4.5 m	12.3*	7.6	6.0	3.9					4.1	2.6	5.8

BLADE DOWN

HEIGHT	REACH										
	3.0 m		4.5 m		6.0 m		7.5 m				MAX. REACH
	Front	Side	Front	Side	Front	Side	Front	Side	Front	Side	
+7.5 m									5.9*	3.8	6.5
+6.0 m									5.9*	3.8	7.6
+4.5 m					7.8*	6.0	6.6*	3.6	5.8	2.3	8.3
+3.0 m					10.3*	5.3	7.7*	3.3	5.6	2.2	8.6
+1.5 m					12.4*	4.6	8.1	3.0	5.4	2.0	8.7
0.0 m					13.3*	4.3	7.8	2.7	5.3	1.9	8.5
-1.5 m	10.3*	8.2	13.0*	4.1	7.6	2.6	5.2	1.8	4.7	1.6	8.0
-3.0 m	16.4*	8.5	11.7*	4.2	7.7	2.7			5.7	2.0	7.2
-4.5 m	12.3*	8.9	8.8*	4.5					6.3*	3.0	5.8

DIPPERSTICK: 2900 mm

BLADE UP

HEIGHT	REACH										
	3.0 m		4.5 m		6.0 m		7.5 m				MAX. REACH
	Front	Side	Front	Side	Front	Side	Front	Side	Front	Side	
+7.5 m					4.9	3.5			3.7	2.6	6.8
+6.0 m					4.9	3.4	3.1	2.1	2.8	1.8	7.9
+4.5 m			7.2*	5.5	4.7	3.2	3.1	2.0	2.3	1.4	8.6
+3.0 m			7.0	4.8	4.3	2.9	2.9	1.9	2.0	1.2	8.9
+1.5 m			6.3	4.1	4.0	2.6	2.7	1.7	1.9	1.1	9.0
0.0 m	6.1*	6.1*	5.8	3.7	3.7	2.4	2.6	1.6	2.0	1.2	8.8
-1.5 m	9.9*	6.9	5.7	3.5	3.6	2.2	2.5	1.5	2.1	1.3	8.3
-3.0 m	11.8	7.1	5.7	3.6	3.6	2.2	2.6	1.6	2.5	1.6	7.5
-4.5 m	12.3	7.4	5.9	3.7	3.8	2.4			3.6	2.3	6.2

BLADE DOWN

HEIGHT	REACH										
	3.0 m		4.5 m		6.0 m		7.5 m				MAX. REACH
	Front	Side	Front	Side	Front	Side	Front	Side	Front	Side	
+7.5 m									5.4*	3.8	6.8
+6.0 m									5.5*	3.8	7.9
+4.5 m					7.2*	6.1	6.2*	3.6	5.7*	2.3	8.6
+3.0 m					9.7*	5.4	7.4*	3.3	5.6	2.2	8.9
+1.5 m					12.0*	4.7	8.1	3.0	5.4	2.0	9.0
0.0 m	6.1*	6.1*	13.1*	4.2	7.8	2.7	5.3	1.9	4.0	1.4	8.8
-1.5 m	9.9*	8.1	13.1*	4.1	7.6	2.6	5.2	1.8	4.4	1.5	8.3
-3.0 m	15.1*	8.3	12.0*	4.1	7.6	2.6	5.2	1.8	5.2	1.8	7.5
-4.5 m	13.5*	8.7	9.5*	4.3	6.6*	2.8			6.1*	2.6	6.2

As per ISO 10567 with excavator equipped with bucket. The indicated load is no more than 87% of hydraulic system lift capacity or 75% of static tipping load. Value marked with an asterisk are limited by the hydraulic system.

ONE - PIECE BOOM - LIFTING CAPACITIES

REAR BLADE - FRONT STABILISERS

Bucket (CECE): 0.73 m³ - 710 kg
VALUES ARE EXPRESSED IN TONNES

DIPPERSTICK: 2300 mm BLADE - STABILISERS UP

HEIGHT	REACH											MAX. REACH
	3.0 m		4.5 m		6.0 m		7.5 m		Front	Side	MAX. REACH	
+7.5 m					4.9	3.5			4.6	3.3	6.2	
+6.0 m					4.9	3.6			3.3	2.3	7.4	
+4.5 m			7.8	5.6	4.7	3.4	3.1	2.2	2.7	1.8	8.1	
+3.0 m			7.0	4.9	4.4	3.1	3.0	2.1	2.4	1.6	8.4	
+1.5 m			6.4	4.3	4.1	2.8	2.9	1.9	2.3	1.5	8.5	
0.0 m			6.1	4.0	3.9	2.6	2.8	1.8	2.3	1.5	8.3	
-1.5 m	10.0*	7.7	6.0	4.0	3.8	2.6	2.7	1.8	2.6	1.7	7.8	
-3.0 m	12.7	8.0	6.1	4.1	3.9	2.6			3.2	2.1	6.9	
-4.5 m			6.4	4.3					4.8	3.3	5.5	

BLADE - STABILISERS DOWN

HEIGHT	REACH											MAX. REACH					
	3.0 m		4.5 m		6.0 m		7.5 m		Front	Side	MAX. REACH						
+7.5 m									6.4*	6.3	5.6*	5.6*	6.2				
+6.0 m									6.3*	6.3	5.2*	4.3	7.4				
+4.5 m									8.4*	8.4*	7.0*	6.1	6.2*	4.1	5.1*	3.6	8.1
+3.0 m									10.8*	9.5	8.0*	5.8	6.7	4.0	5.2*	3.2	8.4
+1.5 m									12.8*	8.7	9.0*	5.5	6.5	3.8	5.2	3.1	8.5
0.0 m									13.4*	8.4	9.3	5.3	6.4	3.7	5.4	3.1	8.3
-1.5 m	10.0*	10.0*	12.9*	8.3	9.2	5.2	6.3	3.7	5.9	3.5	7.8						
-3.0 m	15.7*	15.7*	11.3*	8.4	8.2*	5.2			6.5*	4.2	6.9						
-4.5 m			8.0*	8.0*					6.0*	6.0*	5.5						

DIPPERSTICK: 2600 mm BLADE - STABILISERS UP

HEIGHT	REACH											MAX. REACH
	3.0 m		4.5 m		6.0 m		7.5 m		Front	Side	MAX. REACH	
+7.5 m					5.0	3.6			4.3	3.1	6.5	
+6.0 m					5.0	3.6	3.2	2.2	3.1	2.2	7.6	
+4.5 m			7.8	5.7	4.8	3.4	3.2	2.2	2.6	1.7	8.3	
+3.0 m			7.1	5.0	4.5	3.1	3.0	2.1	2.3	1.5	8.6	
+1.5 m			6.4	4.3	4.1	2.8	2.9	1.9	2.2	1.4	8.7	
0.0 m			6.0	4.0	3.9	2.6	2.7	1.8	2.2	1.4	8.5	
-1.5 m	10.3*	7.6	5.9	3.9	3.8	2.5	2.7	1.7	2.4	1.6	8.0	
-3.0 m	12.5	7.8	6.0	4.0	3.8	2.5			2.9	1.9	7.2	
-4.5 m	12.3*	8.2	6.3	4.2					4.3	2.9	5.8	

BLADE - STABILISERS DOWN

HEIGHT	REACH											MAX. REACH					
	3.0 m		4.5 m		6.0 m		7.5 m		Front	Side	MAX. REACH						
+7.5 m									5.9*	5.9*	4.4*	4.4*	6.5				
+6.0 m									5.9*	5.9*	4.6*	4.2	4.2*	4.1	7.6		
+4.5 m									7.8*	7.8*	6.6*	6.2	6.0*	4.1	4.1*	3.4	8.3
+3.0 m									10.3*	9.6	7.7*	5.9	6.4*	4.0	4.3*	3.1	8.6
+1.5 m									12.4*	8.8	8.7*	5.5	6.5	3.8	4.7*	2.9	8.7
0.0 m									13.3*	8.4	9.3	5.2	6.3	3.7	5.1	3.0	8.5
-1.5 m	10.3*	10.3*	13.0*	8.2	9.1	5.1	6.3	3.6	5.6	3.3	8.0						
-3.0 m	16.4*	16.4*	11.7*	8.3	8.5*	5.2			6.5*	3.9	7.2						
-4.5 m	12.3*	12.3*	8.8*	8.6					6.3*	5.7	5.8						

DIPPERSTICK: 2900 mm BLADE - STABILISERS UP

HEIGHT	REACH											MAX. REACH
	3.0 m		4.5 m		6.0 m		7.5 m		Front	Side	MAX. REACH	
+7.5 m					5.0	3.7			3.9	2.8	6.8	
+6.0 m					5.0	3.7	3.2	2.3	2.9	2.0	7.9	
+4.5 m			7.2*	5.8	4.8	3.5	3.2	2.2	2.4	1.6	8.6	
+3.0 m			7.3	5.1	4.5	3.2	3.0	2.1	2.1	1.4	8.9	
+1.5 m			6.5	4.4	4.1	2.8	2.9	1.9	2.0	1.3	9.0	
0.0 m	6.1*	6.1*	6.0	4.0	3.9	2.6	2.7	1.8	2.1	1.3	8.8	
-1.5 m	9.9*	7.4	5.9	3.8	3.7	2.5	2.6	1.7	2.2	1.4	8.3	
-3.0 m	12.3	7.6	5.9	3.9	3.7	2.5	2.7	1.7	2.7	1.7	7.5	
-4.5 m	12.7	8.0	6.1	4.1	3.9	2.6			3.7	2.5	6.2	

BLADE - STABILISERS DOWN

HEIGHT	REACH											MAX. REACH					
	3.0 m		4.5 m		6.0 m		7.5 m		Front	Side	MAX. REACH						
+7.5 m									5.4*	5.4*	3.9*	3.9*	6.8				
+6.0 m									5.5*	5.5*	5.2*	4.2	3.6*	3.6*	7.9		
+4.5 m									7.2*	7.2*	6.2*	6.2	5.7*	4.1	3.6*	3.2	8.6
+3.0 m									9.7*	9.7	7.4*	5.9	6.2*	4.0	3.8*	2.9	8.9
+1.5 m									12.0*	8.9	8.5*	5.5	6.5	3.8	4.1*	2.7	9.0
0.0 m	6.1*	6.1*	13.1*	8.4	9.2	5.2	6.3	3.7	4.6*	2.8	8.8						
-1.5 m	9.9*	9.9*	13.1*	8.2	9.1	5.1	6.2	3.6	5.2	3.0	8.3						
-3.0 m	15.1*	15.1*	12.0*	8.2	8.7*	5.1	6.2	3.6	6.2	3.6	7.5						
-4.5 m	13.5*	13.5*	9.5*	8.5	6.6*	5.3			6.1*	5.0	6.2						

As per ISO 10567 with excavator equipped with bucket. The indicated load is no more than 87% of hydraulic system lift capacity or 75% of static tipping load. Value marked with an asterisk are limited by the hydraulic system.

ONE - PIECE BOOM - LIFTING CAPACITIES

FOUR STABILISERS

Bucket (CECE): 0.73 m³ - 710 kg
VALUES ARE EXPRESSED IN TONNES

DIPPERSTICK: 2300 mm

STABILISERS UP

HEIGHT	REACH											MAX. REACH
	3.0 m		4.5 m		6.0 m		7.5 m		Front	Side		
	Front	Side	Front	Side	Front	Side	Front	Side	Front	Side		
+7.5 m					4.8	3.6			4.5	3.4	6.2	
+6.0 m					4.9	3.6			3.2	2.4	7.4	
+4.5 m			7.7	5.7	4.7	3.4	3.1	2.2	2.6	1.9	8.1	
+3.0 m			6.9	5.0	4.4	3.2	3.0	2.1	2.4	1.6	8.4	
+1.5 m			6.3	4.4	4.1	2.9	2.8	2.0	2.2	1.5	8.5	
0.0 m			6.0	4.1	3.9	2.7	2.7	1.9	2.3	1.6	8.3	
-1.5 m	10.0*	7.9	5.9	4.0	3.8	2.6	2.7	1.8	2.5	1.7	7.8	
-3.0 m	12.4	8.1	6.0	4.1	3.8	2.7			3.1	2.2	6.9	
-4.5 m			6.3	4.4					4.7	3.3	5.5	

STABILISERS DOWN

HEIGHT	REACH											MAX. REACH
	3.0 m		4.5 m		6.0 m		7.5 m		Front	Side		
	Front	Side	Front	Side	Front	Side	Front	Side	Front	Side		
+7.5 m					6.4*	6.4*			5.6*	5.6*	6.2	
+6.0 m					6.3*	6.3*			5.2*	5.2*	7.4	
+4.5 m			8.4*	8.4*	7.0*	7.0*	6.2*	5.4	5.1*	4.7	8.1	
+3.0 m			10.8*	10.8*	8.0*	7.8	6.4	5.3	5.2	4.3	8.4	
+1.5 m			12.8*	12.3	9.0*	7.4	6.2	5.1	5.0	4.1	8.5	
0.0 m			13.4*	11.9	8.9	7.2	6.1	5.0	5.2	4.3	8.3	
-1.5 m	10.0*	10.0*	12.9*	11.8	8.8	7.1	6.1	5.0	5.7	4.7	7.8	
-3.0 m	15.7*	15.7*	11.3*	11.3*	8.2*	7.2			6.5*	5.7	6.9	
-4.5 m			8.0*	8.0*					6.0*	6.0*	5.5	

DIPPERSTICK: 2600 mm

STABILISERS UP

HEIGHT	REACH											MAX. REACH
	3.0 m		4.5 m		6.0 m		7.5 m		Front	Side		
	Front	Side	Front	Side	Front	Side	Front	Side	Front	Side		
+7.5 m					4.9	3.7			4.2	3.1	6.5	
+6.0 m					4.9	3.7	3.1	2.3	3.1	2.2	7.6	
+4.5 m			7.8	5.8	4.7	3.5	3.1	2.2	2.5	1.8	8.3	
+3.0 m			7.0	5.1	4.4	3.2	3.0	2.1	2.2	1.5	8.6	
+1.5 m			6.3	4.4	4.1	2.9	2.8	2.0	2.1	1.4	8.7	
0.0 m			5.9	4.1	3.8	2.7	2.7	1.8	2.2	1.5	8.5	
-1.5 m	10.3*	7.7	5.8	4.0	3.7	2.6	2.6	1.8	2.4	1.6	8.0	
-3.0 m	12.2	7.9	5.9	4.0	3.7	2.6			2.9	2.0	7.2	
-4.5 m	12.3*	8.4	6.2	4.3					4.2	2.9	5.8	

STABILISERS DOWN

HEIGHT	REACH											MAX. REACH
	3.0 m		4.5 m		6.0 m		7.5 m		Front	Side		
	Front	Side	Front	Side	Front	Side	Front	Side	Front	Side		
+7.5 m					5.9*	5.9*			4.4*	4.4*	6.5	
+6.0 m					5.9*	5.9*	4.6*	4.6*	4.2*	4.2*	7.6	
+4.5 m			7.8*	7.8*	6.6*	6.6*	6.0*	5.5	4.1*	4.1*	8.3	
+3.0 m			10.3*	10.3*	7.7*	7.7*	6.4	5.3	4.3*	4.1	8.6	
+1.5 m			12.4*	12.4	8.7*	7.5	6.2	5.1	4.7*	4.0	8.7	
0.0 m			13.3*	11.9	8.9	7.2	6.1	5.0	4.9	4.1	8.5	
-1.5 m	10.3*	10.3*	13.0*	11.8	8.7	7.1	6.0	4.9	5.4	4.4	8.0	
-3.0 m	16.4*	16.4*	11.7*	11.7*	8.5*	7.1			6.5*	5.3	7.2	
-4.5 m	12.3*	12.3*	8.8*	8.8*					6.3*	6.3*	5.8	

DIPPERSTICK: 2900 mm

STABILISERS UP

HEIGHT	REACH											MAX. REACH
	3.0 m		4.5 m		6.0 m		7.5 m		Front	Side		
	Front	Side	Front	Side	Front	Side	Front	Side	Front	Side		
+7.5 m					5.0	3.7			3.8	2.8	6.8	
+6.0 m					4.9	3.7	3.2	2.3	2.8	2.0	7.9	
+4.5 m			7.2*	5.9	4.7	3.5	3.1	2.3	2.3	1.6	8.6	
+3.0 m			7.1	5.2	4.4	3.2	3.0	2.1	2.1	1.4	8.9	
+1.5 m			6.4	4.5	4.1	2.9	2.8	1.9	2.0	1.3	9.0	
0.0 m	6.1*	6.1*	5.9	4.1	3.8	2.6	2.7	1.8	2.0	1.3	8.8	
-1.5 m	9.9*	7.6	5.8	3.9	3.7	2.5	2.6	1.7	2.2	1.5	8.3	
-3.0 m	12.1	7.8	5.8	4.0	3.7	2.5	2.6	1.8	2.6	1.8	7.5	
-4.5 m	12.5	8.2	6.0	4.1	3.8	2.7			3.7	2.5	6.2	

STABILISERS DOWN

HEIGHT	REACH											MAX. REACH
	3.0 m		4.5 m		6.0 m		7.5 m		Front	Side		
	Front	Side	Front	Side	Front	Side	Front	Side	Front	Side		
+7.5 m					5.4*	5.4*			3.9*	3.9*	6.8	
+6.0 m					5.5*	5.5*	5.2*	5.2*	3.6*	3.6*	7.9	
+4.5 m			7.2*	7.2*	6.2*	6.2*	5.7*	5.5	3.6*	3.6*	8.6	
+3.0 m			9.7*	9.7*	7.4*	7.4*	6.2*	5.3	3.8*	3.8*	8.9	
+1.5 m			12.0*	12.0*	8.5*	7.5	6.2	5.1	4.1*	3.7	9.0	
0.0 m	6.1*	6.1*	13.1*	11.9	8.9	7.2	6.1	5.0	4.6	3.8	8.8	
-1.5 m	9.9*	9.9*	13.1*	11.7	8.7	7.0	6.0	4.9	5.0	4.1	8.3	
-3.0 m	15.1*	15.1*	12.0*	11.7	8.7	7.0	6.0	4.9	6.0	4.9	7.5	
-4.5 m	13.5*	13.5*	9.5*	9.5*	6.6*	6.6*			6.1*	6.1*	6.2	

As per ISO 10567 with excavator equipped with bucket. The indicated load is no more than 87% of hydraulic system lift capacity or 75% of static tipping load. Value marked with an asterisk are limited by the hydraulic system.

STANDARD EQUIPMENT

- 20 Km/h travel speed
- 24V electrical system, with 12V socket in cab
- 7 selectable power levels
- Auto-idling system
- Automatic axle lock system
- Automatic battery main switch (coupled to ignition key)
- Automatic drive mode
- Cab headlights
- Cab mounted on viscous mounts and noise-insulated, with transparent roof, rain protection, sunblind and parallelogram type windshield wiper
- Centralised boom lubrication
- Centralised control of blade and stabiliser on left joystick
- Cold starting equipment (-25° C)
- Consoles adjustable for height and length
- Creeper speed
- Cylinder with cushioning system
- Electrohydraulic servo control
- Electronic immobiliser
- Ergonomic design of arm rest and foot pedals
- Forward/reserve shifting on joystick
- Incline adjustable steering column
- Latest generation low-consumption and low-exhaust CNH Tier 3A engine, in compliance with EU directive
- LCD monitor with integrated diagnosis function
- Mechanical lock/unlock brake pedal
- Mechanical or pneumatic seat
- Monoblock or 2-piece boom
- Patented disc brakes for jolt-free work
- Patented hydraulic system with two hydraulic pumps for attachment and travel, and one dedicated to swing operation
- Power limit control for management of engine and pump
- Powerboost system
- PowerShift gear box with automatic gear shifting
- Radio preparation
- Robust, modular chassis in box section design
- Safety valves on boom cylinders
- Spacious toolboxes on undercarriage
- Swing bearing with long-life lubrication
- Swing brake adjustable in 3 modes
- Tinted safety glass all around, insertable windscreen
- Travel hydrostatic braking

OPTIONS

- Additional rear working lights
- Air-conditioning
- Arms, l=2300-2600-2900 mm
- Automatic lubrication system
- Automatic fuel electrical pump
- Auxiliary low flow circuit
- Biodegradable hydraulic oil
- Buckets
- Clamshell bucket piping
- Clamshell bucket support for transportation
- Cooling box
- FOPS and Front Guard protection for cab (in compliance with Machine Directive)
- Equipment types:
 - Rear dozer blade
 - Rear blade and front stabilisers
 - Front and rear stabilisers
 - Guard for dozer blade cylinders
 - Hammer and crusher piping
 - Hydraulic quick coupler provision
 - Object handling kit
 - Radio
 - Rotation beacon
 - Single or twin tyres

Note: standard and optional equipment may vary by country. Consult your NEW HOLLAND dealer for specific details.

BUCKETS

SAE CAPACITY	CECE HEAPED CAPACITY	WIDTH	WEIGHT
0.58 m³	0.50 m³	750 mm	585 kg
0.68 m³	0.59 m³	850 mm	650 kg
0.85 m³	0.73 m³	1000 mm	710 kg
1.10 m³	0.95 m³	1200 mm	810 kg
1.20 m³	1.03 m³	1300 mm	830 kg
1.40 m³	1.20 m³	1500 mm	920 kg

AT YOUR OWN DEALERSHIP

The information contained in this brochure is intended to be a general nature only. The NEW HOLLAND KOBELCO CONSTRUCTION MACHINERY S.p.A. company may at any time and from time to time, for technical or other necessary reasons, modify any of the details or specifications of the product described in this brochure. Illustrations do not necessarily show products in standard conditions. The dimensions, weights and capacities shown herein, as well as any conversion data used, are approximate only and are subject to variations within normal manufacturing techniques.

Published by NEW HOLLAND KOBELCO CONSTRUCTION MACHINERY S.p.A.
Printed in Italy - LEADER Firenze - Cod. 73301 425GB - Printed 07/08

Printed on recycled paper
CoC-FSC 000010 CQ Mixed sources



BUILT AROUND YOU

www.newholland.com